

CM HP



Australian Designed and Assembled



With larger capacity chambers & innovative features. This model is certified to Australian & New Zealand Standard 1546.2.



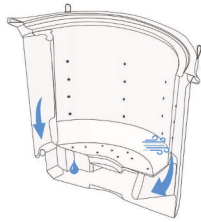
UNIQUE FEATURES

A. Detachable Wheels

Improved wheels for better mobility


B. Twin Walled Chamber Construction

Minimizes temperature fluctuations



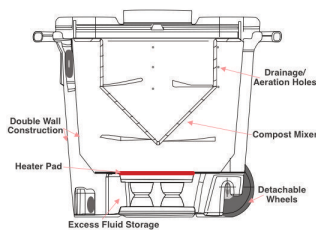
C. Compost Mixer

A world first in its innovative design includes an in built compost mixer, increasing volume and efficiency.



D. Heater Pad*

Specially designed for cooler climates



The option to purchase a model with a heater pad in the bottom of the chamber for improved composting conditions during cold winter months.

- Powering the heater pad can be achieved both on or off grid
- Reducing power consumption



WHY BUY FROM US?

Designed by engineers and Australian manufactured for our own unique environmental conditions

Easy to assemble onsite and requires minimal ongoing maintenance

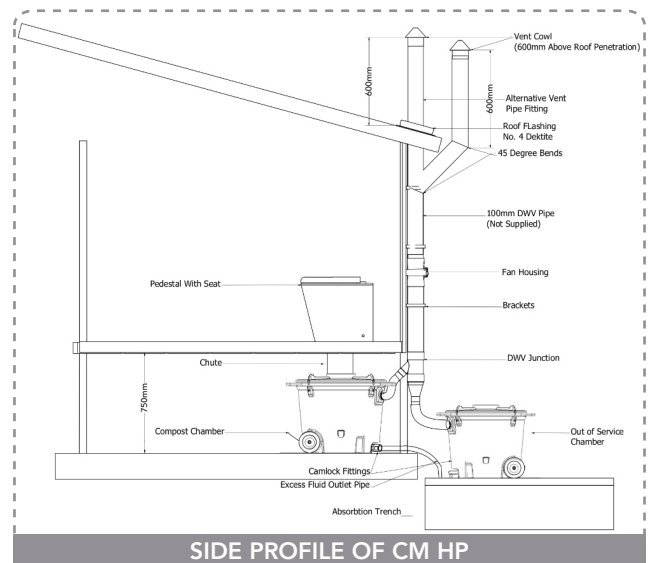
Higher quality - these units are built to last!

Australian Innovation Patent No. 2020100970



SPECIFICATIONS

Capacity	3-6 people on a permanent basis
Power usage	12 Volt 5 Watt
Floorspace required	Clearance below floor: ↓ 750 mm
Dimensions	760 (930 incl. handles) W 700 H mm 120 Litres capacity
Chute length	550 mm
Materials	Stabilised LDPE materials
Water consumption	Waterless
Solar options	
Warranty	10 years warranty
ROTOMOULDED COMPONENT	



SIDE PROFILE OF CM HP

PROUDLY DISTRIBUTED BY:



WCTNZ
In Nature, We Trust

P:0800 022 027

E: info@wctnz.co.nz

W: wctnz.co.nz



WATERLESS COMPOSTING TOILETS
©2022 EcofloWastewaterManagementPtyLtd

COMPARISON CHART

CM HP



3-6 people on a permanent basis



Clearance below floor: \updownarrow 750 mm



12 Volt 5 Watt fan in housing & transformer



930mm (incl. 2 handles) | 760mm W x 700mm H



UV Stabilised LDPE materials
Composting chambers with **compost mixers**



Porcelain palisade or Porcelain pandora



10 years warranty
ROTO MOULDING COMPONENT



- 2 x Nature Quick Microbes
- 125ml Nature Flush Enzymes & spray bottle
- Bulking agent
- "Who Gives a Crap" Toilet Roll
- Easy to follow DIY Installation and Maintenance manuals

CLASSIC 850



Not Approved



3-6 people on a permanent basis



Clearance below floor: \updownarrow 750 mm



12 Volt 5 Watt fan in housing & transformer



930mm (incl. 2 handles) | 760mm W x 700mm H



UV Stabilised LDPE materials



Porcelain pandora



10 years warranty
ROTO MOULDING COMPONENT



- Easy to follow DIY Installation and Maintenance manuals

ICON LEGEND



Capacity



Floorspace Required



Power Usage



Dimensions



Compost Chamber



Pedestal & Seat



Warranty



Solar Options



Package Includes

PROUDLY DISTRIBUTED BY:



WCTNZ[®]
In Nature, We Trust

P:0800 022 027

E: info@wctnz.co.nz

W: wctnz.co.nz



WATERLESS COMPOSTING TOILETS
©2022 EcofloWastewaterManagementPtyLtd